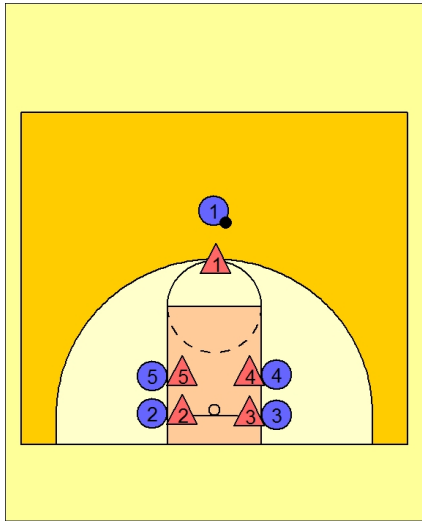
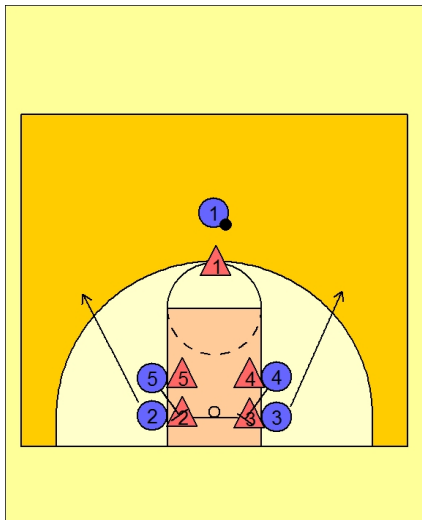




Five

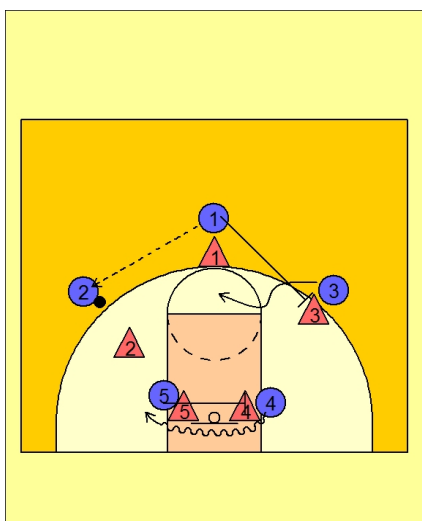


The initial setup of the play starts with Player 2 and Player 3 set up on the low blocks underneath the basket and Players 5 and 4 set up right above them. Player 1 will have the ball.



When Player 1 shouts "FIVE!" both Player 4 and 5 will down screen the defenders of Player 2 and 3.

Players 2 and 3 will cut to the 3 Point Line near the FT Line Extended.

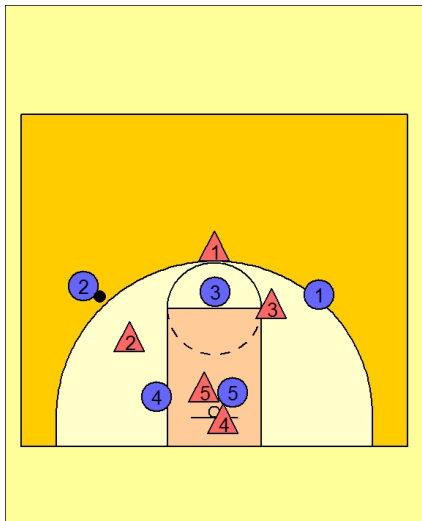


Player 1 can pass the ball to either Wing. In this example, he chooses to pass to Player 2. As soon as he passes the ball, he runs to screen the defender of Player 3, who cuts to the Top of the Key.

When the ball is passed to Player 2 on the Wing, Player 5 screens for Player 4 who cuts underneath to the low post looking for the entry pass.

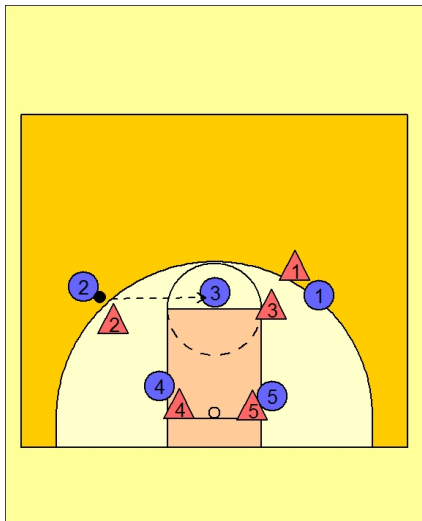


Offense

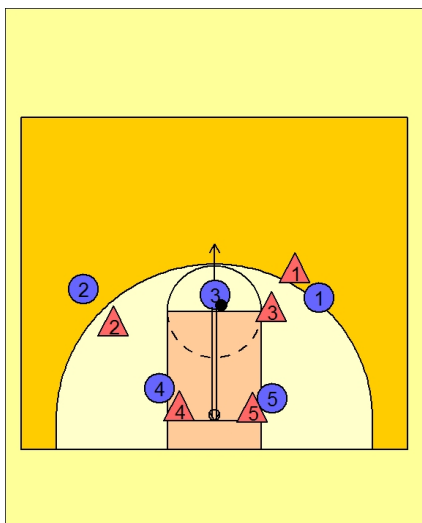


Player 2 is looking at 3 options:

1. Take an OPEN 3
2. Bounce pass into Player 4 for a lay in
3. Give to Player 3.



In this example, Player 3 recieved the ball.

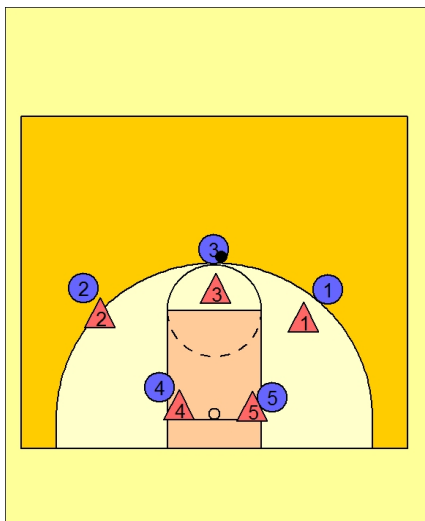


Player 3 has THREE options:

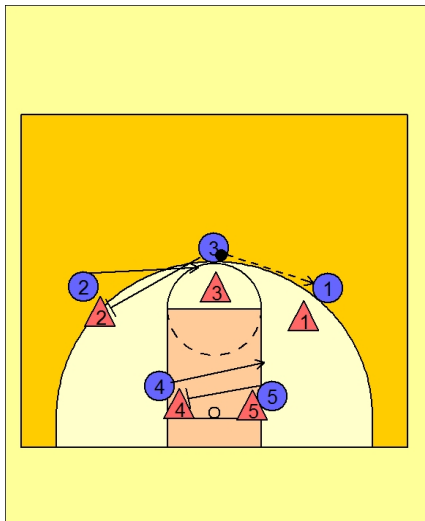
1. Shoot an open jump shot
2. Drive the lane for a layup and foul chance
3. Reset the play by dribbling out



Here, Player 3 has dribbled out to reset the play.



Player 3 started the play in the opposite way, passing the ball to Player 1 and going to screen for Player 2. The same thing will occur as the last option, just on the opposite side of the floor.



Player 1 should FIRST look for the high post flash from Player 4 before taking any other option. Reset the play to Player 2 if needed.

